


Information session for international master's students

Part 1:

Pre-arrival information, practicalities
before your arrival



Start
something
epic.

Welcome to Åbo Akademi University



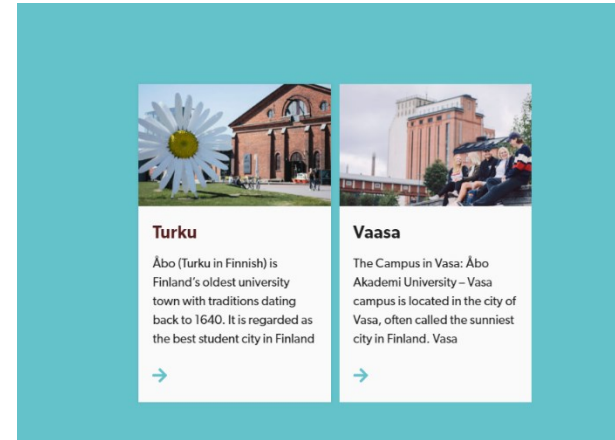
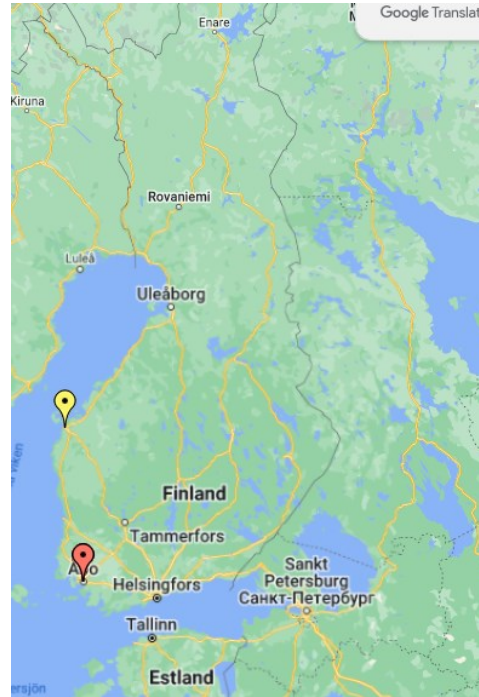
Two campuses at ÅAU:

Åbo (Turku in Finnish)

and

Vasa (Vaasa in Finnish)

<https://www.abo.fi/en/study/our-campus/>





Today's session

- Accepting your study place
- Verification of educational documents
- Residence permit
- Housing
- Health care matters
- Financial matters
- Tuition fee and tuition fee scholarships
- Arrival at Åbo/Turku or Vasa/Vaasa
- Questions?

Accepting studyplace

- Accept the offer via Studyinfo:
either by logging on to the My Studyinfo –service using Finnish online banking credentials, an identity card with chip or a mobile certificate
or
by using the secure link you were sent via Studyinfo.
- Deadline to accept the offer: July 11th, 2024
- If you are conditionally admitted until graduation, deadline for submitting final educational documents = July 31st, 2024.
- Pay the tuition fee (if you are liable to pay tuition fee)
- [Register as present for the academic year >>](#)
- [Read more about the steps here >>](#)

Study place and duration

- Your study right starts on 1.8.2024
- Higher university degree (master's degree):
Two academic years (4 terms). You have the right to complete a degree during a time that is maximum two years longer than the targeted time, that is four academic years (8 terms).
- [Read more here >>](#)





Verification of educational documents

Information in your admission letter

1. Electronic verification when possible
2. If not, follow the country specific requirements in the letter
3. If uncertain, email admission@abo.fi

[More information on our website >>](#)

Residence permit

General points about RP-card

- If you do not already live in Finland, you will need to either get a residence permit or register your right of residence.
- This is done via the [Finnish Immigration Service](#) (Migri).
- **You need to have your residence permit already when entering the country.**
- ÅAU can provide you with links to relevant web pages and general advice – however we are not permitted to, nor do we have the resources to give you specific advice or do the application for you.
- While the residence permit process might feel overwhelming, all information you need is available online. Take a breath, read through the Migri webpages carefully and follow the instructions. You got this!
- And, if you have family and friends that has gone through the residence permit process recently, reach out to them for advice and support!

EU/EEA and Nordic citizens

- If you are a citizen in the EU/EEA or The Nordic Countries – you do not need to apply for a residence permit in order to stay for more than 3 months in Finland.
- Do however register your right of residence with the Finnish Immigration services, [done via Enter Finland web-portal](#).
- [All relevant instructions can be found at the Migri website.](#)

Non-EU/EEA citizens

- If you intend to stay more than 3 months in Finland, you need a residence permit already when entering the country for the first time.
- Do the application for a residence permit as soon as possible, because it is a lengthy process.
- You can use your admissions letter as proof of study and instead of proof of enrollment.
- Application is done via the [Enter Finland web-portal](#)
- [Family members \(spouse and children\) can also get a residence permit](#)
- **Apply now!**

What you need for a student residence permit:

- A valid passport
- Admission letter = acceptance letter
- Certificate over your scholarship – this is part of your admissions letter!
- Enough money to cover tuition fees. This you prove by either having the funds available in your bank account or by showing a receipt for the payment of the tuition fee
- Enough money to cover your living expenses in Finland
 - 560 euro/month that your residence permit is valid
 - For a residence permit for 1 year or longer, you need to show that you have 6,720 euro available
- Insurance that will cover your medical and pharmaceutical expenses.

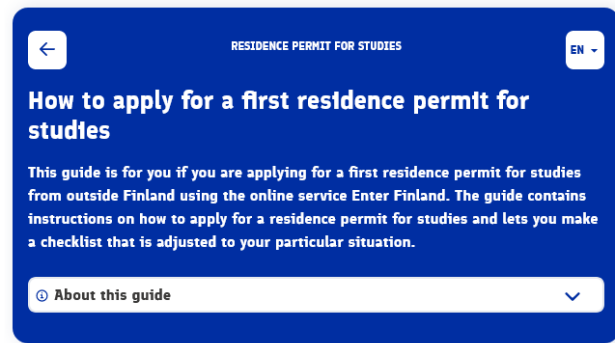
Do note that this is a general list, always check what is needed of you from the Migri websites.

Guide for students

Are you applying for a residence permit for studies? Check out our guide for students! When you answer the questions in the guide, you can easily find exactly the information you need. The guide also enables you to compile a checklist of the attachments required for your application.

The easiest way to figure the residence permit process

- [Go to the Migri website called “Guide for students”](#)
- There you will find an interactive guide, asking you questions about your situation
- Based on the answers you give, you will be guided through the process and told what documents you need and how these documents should look, how and where to identify yourself etc.
- This guide walks you through the entire process, so please use it!



STEPS

1

START HERE



Check if you need a residence permit



Check whether you need a residence permit or not. Check that the residence permit for studies is the right permit for you.

2



Get ready for applying for the permit



Read the requirements for a residence permit for studies and prepare the attachments that are needed for the application. As a final step, you can download a checklist of the attachments you must add to your application.

General advice:

- Use the online application page Enter Finland, if you apply on paper it takes much longer
- From previous years, what we have seen has been the main issue is the identification part.
 - You need to identify yourself at Finnish mission or VFS Global application centre
 - These might require travel from you
 - Book your appointment with them as soon as possible.
- If given the option to receive a Finnish ID code in connection to your residence card, take it!

D-visa

- Regarding D-visa:
 - It allows you to travel directly to Finland without having to collect your residence permit form from the mission, instead you collect it from a parcel collection point in Finland.
 - Allows you to travel to Finland before your residence permit becomes valid. You still need a positive residence permit decision!
 - To get a D-visa, you need a Finnish address. You **cannot** use the university addresses for this!
 - For those wishing to travel before they start their studies, it might make sense to get a D-visa.
 - [Read more on the Migri website](#)

Identity code and municipality of residence

- You need both!
- If possible, get the Finnish ID code with your residence permit
- Otherwise, you get a Finnish ID code from the DVV (Digital and Population Data Services Agency, basically the government registrar in Finland)
- Registering your municipality of residence is also done with the DVV
- If you arrive in time for the orientation week – you can participate in the DVV pop-up then and not need to book your own appointment!
- [Read more on the ÅAU web](#)



Housing

- In Finland, the universities do not offer dormitories or on campus housing
- You need to find accommodation yourself; we can provide information on where to look
- Apply for housing as soon as possible, preferably as soon as you have decided that you are attending ÅAU and accepted your study place
- You do not have to wait for your residence permit before starting to look for accommodation.
- Do not wait until you arrive in Finland to make housing arrangements, the beginning of fall is a busy time on the housing market!
- [On our web you find links and recommendations for housing](#)

Housing in Turku

- **TYS – The Student Village foundation**
- **The student union housing, Tavasthem**
- Private market
- Pricing for housing depends on size, location and condition of the accommodation.
- Student housing 300-700 euro/month depending on size of accommodation.
- For private rentals 500-800 euro/month for a studio.

Housing in Vaasa

- **VOAS – Student housing foundation in Vaasa**
- **Lärkan - Student housing foundation**
- Private market rentals
- Pricing for housing depends on size, location and condition of the accommodation.
- Student housing 250-600 euro/month depending on size of accommodation.
- For private rentals 350-700euro/month for a studio.

Financial matters

- Tuition fee and Tuition fee scholarships
- ÅAU general scholarships
- Work and work opportunities
- Funds required by Immigration office and expected cost of living
- **NOTE! In Finland, fees generally cannot be paid in cash.**

Tuition fee

x **Tuition fees for International master's degree programmes**

Citizens of non-EU/EEA countries, who do not have a permanent residence status in Finland, are liable to pay tuition fees. See the full list of exempted students below. If you are unsure about whether you are subject to tuition fees, please check the **FAQ of the Studyinfo** website or contact **admission@abo.fi**.

Programme	Fee/year for 2024
MDP in Advanced Practice Nursing	10 000 euro
MDP in Biomedical Imaging	12 000 euro
MDP in Governance of Digitalization	10 000 euro
MDP in Information Technology	12 000 euro
MDP in International Law and Human Rights	10 000 euro
MDP in Peace, Mediation and Conflict Research	10 000 euro
MDP in Social Exclusion	10 000 euro
MDP in Sustainable Chemical and Process Engineering	12 000 euro
MDP in Teaching and Learning	10 000 euro

- **Your “fee status” is in the admission letter**
- [Tuition fees / programme >>](#)
- [Exempted from tuition fees? >>](#)
- **Deadlines**
The tuition fee can be paid in one or two instalments, the deadline is the **last day of enrolment each semester = August 30th (January 10th if paid in two instalments)**.
Payment must be made before registering as present for the semester.
- **Tuition fee repayment policy**
Might be some changes applied to the next academic year (government planning changes), [check website for upcoming updates](#).

Tuition fee scholarships

- The **Finland scholarship** (also called the **100 % tuition fee scholarship, waiver**) is granted only once in connection with the admission to ÅAU. Conditional and valid for two years.
- All students are entitled to apply for [general student scholarships during their studies >>](#).
- No upgrades after the studies have started
- Everyone else is granted an **80 % tuition fee waiver**, valid throughout the whole study time (including possible extension)
- [Read more about our tuition fee scholarships \(waivers\) here >>](#)

ÅAU general scholarships

- Every fall ÅAU announces the [application for general scholarships](#)
- All degree students can apply for the general scholarships
- These scholarships are usually made up by donations of private persons and may contain specific rules about who can be awarded the scholarships.
- Generally, the general scholarships are awarded based on the number of credits taken the previous academic year, meaning that first year students usually are not awarded any scholarships due to not having any credits at ÅAU the previous year.

Work

- ÅAU unfortunately offers almost no on-campus jobs.
- Depending on area of study, your programme might have student work available, but it is not guaranteed.
- Students who work, do usually work outside of the university in i.e., service jobs.
 - You can work maximum of 30 hours/week with a student residence permit. You can exceed the number of working hours some weeks if needed, but the average needs to be 30 hours/week at the end of the year.
- Resources regarding finding work:
 - [InfoFinland.fi](https://www.infofinland.fi)
 - [Suomi.fi](https://www.suomi.fi)
- [The ÅAU career services](#) can assist you with your career development in the fall when you have started as a student at ÅAU.

Required funds and cost of living

- The Finnish immigrations services requires that you, in addition to the tuition fee payment, have at least 560 euro/month in your bank account to cover your cost of living in Finland.
- However, cost of living in Finland is high and the sum required might not be enough to cover housing, food, travel etc.
- For examples of common food costs, visit the infoFinland web page.

Cost of living

- Budget for:
 - Travel expenses
 - Residence permit costs
 - Housing cost
 - Insurance
 - Public transport
 - Food
 - Clothing
 - Medicine
- You generally do not need to pay for study materials such as course books while attending ÅAU. The university also offers computer labs, and printing quotas.



Healthcare matters

- As a student, you must personally cover the costs if you become ill in Finland.
- To obtain a residence permit, you need *private health insurance* – unless you have one of the following:
 - a Kela card
 - a European Health Insurance Card (EHIC)
 - a UK Global Health Insurance Card (GHIC)
- The insurance is important, not just for residence permit purposes - but also so if the worst happens your insurance will help cover the cost of expensive medical fees.
- [List of suggested insurance providers can be found on the Migri website.](#)



Arrival in Finland

- Arrival and settling in
- Enrolling as present and paying the fees
- Getting user credentials
- Partaking in the study orientation week

Arrival and settling in

- Remember to bring this with you to Finland, in addition to personal items:
 - Letter of Admission
 - Passport
 - Residence permit
 - Receipts for payments made
 - Cash for the first weeks
 - Credit or Debit card that works internationally
- Have somewhere to stay when you arrive, either in your long-term accommodation or something temporary until you can access your long-term accommodation.
- Look up travel within Finland. If you arrive in Helsinki-Vantaa Airport you will need to travel by train or bus to your city. [See our guide to travel.](#)
- Dress for the weather! In late summer, the weather is usually nice and warm, but the Finnish seasons might also offer heat waves or cold nights in August-September.
- Do also remember that you are admitted for the Academic year 2024-2025 onwards, meaning that in all ÅAU systems and for all student discounts etc. you are considered a student from 1st of August 2024 and onwards even if you have already been admitted.

Finnish bank account

- Opening a Finnish bank account is a long process, assume that it might take weeks to sort one out after you arrive in Finland.
- To open a bank account, you need:
 - A Finnish ID code
 - Address in Finland, registered with the DVV
- [See the infoFinland web page](#) about everyday life in Finland for further advice.
- The survival guide for international students contains recommendations for different banks, as well as plenty of other information.

Student union fee

- The student union fee **cannot be paid in cash**
- Easiest for you, is to enroll in person and pay the fee in Studyinfo.fi at the same time as you accept your study place or by logging in with Finnish banking ID.
- If you cannot pay the fee and enroll that way, you will need to get the bank transfer details from us and enroll in person on campus.
- If enrolling in person, reach out in August to studinfo@abo.fi to get the bank transfer details.
- August onwards you can get an enrollment certificate by emailing studinfo@abo.fi.
- **Deadline for enrollment is 30 August at 15.00**
- **[Read more about annual enrollment on our web.](#)**

Student health care fee

- The Student Health Care fee is a fee mandatory for all bachelor's and master's students in Finland that has enrolled as present for the academic year.
- [If you have social security coverage in EU/EEA/Switzerland/UK/Northern Ireland you do not need to pay the health care fee.](#)
- This fee needs to be paid in addition to any private insurance, and does not fulfill the need for a private health insurance that is needed for a residence permit
- The Student Health Care is paid to The Finnish Social Security institution KELA
 - For those with Finnish banking codes – paid directly online by logging in to OmaKela
 - No Finnish banking codes? – [pay the fee as a bank transfer](#)
 - NOTE! ÅAU cannot check if you have made the payment or not and we cannot confirm that it has been received, since the fee is directly paid to KELA.
 - **Deadline to pay: 15 November 2024**
- Via the Student Health Care (FSHS) you can access basic health care, oral care and mental health care while you are a student. [Read more on their web page.](#)

Study orientation week and late arrival

- **The official arrival date is 26th of August**
- Late arrival is *not recommended*, the orientation week is there to help you with the start of studies at ÅAU
- ÅAU offers this support during the orientation week, and if you arrive late, you have a greater personal responsibility to sort out your start of study yourself i.e., by searching for information independently. We do not have resources to offer you detailed and individualized orientation outside of the orientation week.
- **Aim to arrive by the official arrival date at the latest.**
- If you by mid-August realize that you might not make it in time, then you can reach out to discuss your situation.
- **Right now, we at the university are not able to make any individual plans for students arriving late, that we can only do in August.**
- It is not recommended to start your studies in January, the available courses is not enough for you to graduate within 2 years, since you will be missing the year 1 basic courses held in fall.
- [See further information about the orientation week on our web, the web page is still being updated.](#)

User credentials

- User credentials = university email address and username and password to access university systems.
- Can be accessed when the next academic year starts and your status as a student is active i.e., from August onwards.
- You need to be enrolled for at least a day before trying to activate your username, so your username have the time to generate based on your student data in the study management system.
- When enrolled:
 - If you have Finnish banking codes, you can activate your user credentials yourself from August 5th onwards
 - If you do not have Finnish banking codes, you can pick up your user credentials from the Helpdesk or the Student Service Desk.
- [More info on our web.](#)

Postponement of start of studies

- **According to Finnish law, first year students can only enroll as absent on the basis of lawful reasons:**
 - Service under the Conscription Act (1438/2007), Non-Military Service Act (1446/2007), or Act on Women's Voluntary Military Service (194/1995)
 - The student needs time off his/her studies to take care of a child regarding the child's birth or adoption (14.1.2022/52)
 - The student cannot begin studies due to being incapacitated by personal illness or injury.
- This means that according to law, you can only postpone your start of studies based on these reasons.
- For you to be allowed to postpone, you will need to provide documentation about your lawful reason.
[The kind of documents accepted are listed on our web.](#)
- If you are lawfully absent for the academic year 2024-2025, your scholarship offer is also postponed until next year.
- The options for enrollment is present, lawfully absent or not registered.

What if I do not get my visa/RP-card in time?

- If you do not get your visa or RP-card in time and cannot be enrolled as lawfully absent, you can remain un-enrolled i.e., “non-registered” in our study management system
- This means that you according to Finnish law do not have the right to study and will need to apply for re-entry into the student register if you wish to continue your studies the following academic year.
- The re-entry application has an administrative fee of 35 euro.
- If you are registered as “non-registered” your tuition fee will be refunded.
- This option **is the last resort**, aim to arrive on time and start your studies the year you got admitted!

Ask box / Questions?

If you have any questions, send an email to admission@abo.fi.

DO NOT message multiple times with the same issue – we get a lot of messages and will answer as soon as we can, we promise!

You do not get a faster answer if you message multiple times to multiple address our job gets harder and the answering times longer.

