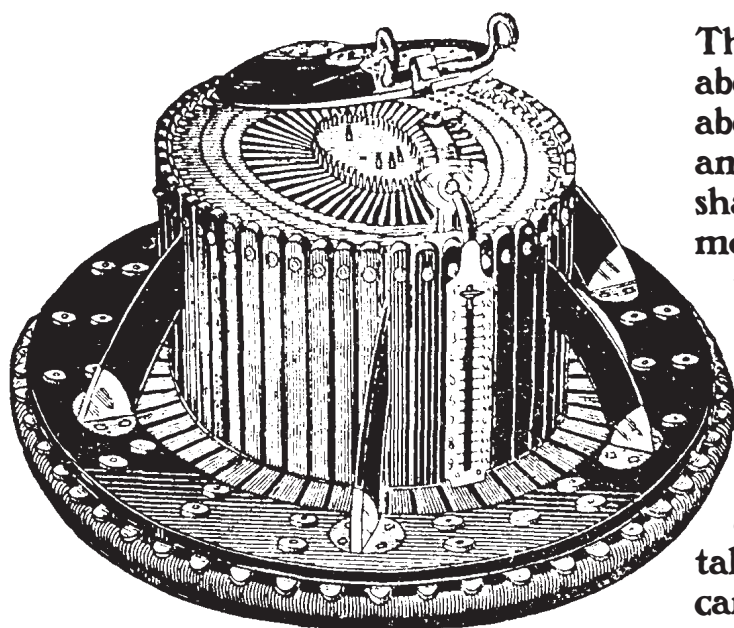


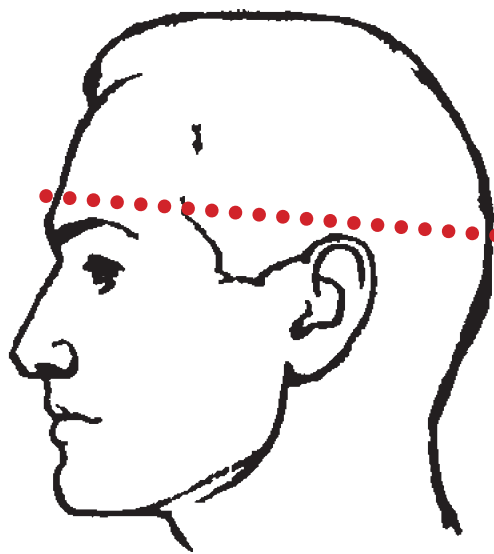
HEAD MEASUREMENTS



The hat maker will need information about your head measurements, i.e. about the circumference, the length and the width as well as about the shape of your head. For the measurements a visit to the hat maker's is recommended.

To the left you can see the conformateur, i.e. the tool professional hat makers use for taking head measurements. If you cannot find a local hat maker to take your head measurements, you can do it yourself (with the help of an assistant) by following the instructions below.

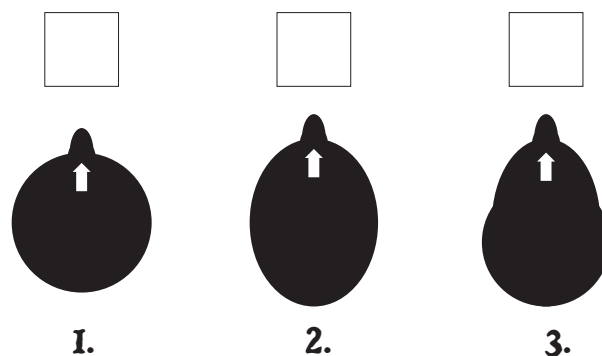
The circumference of your head measured from just above your eyebrows/ears, about half a centimeter above the ears.



In addition your head shape must be determined to match one of the three alternatives below. The person assisting you can identify your head shape from above by covering your head by a light fabric.

Head shapes

1. round
2. oval
3. pear shaped



Est. 1901

E. R. WAHLMAN O.Y.

Sofiankatu 5, 00170 Helsinki, www.wahlman.fi